


Instructions for Changing the Price on the Fuel Price Signs


Using the RF Remote Control







The system must be wired and powered on to Remote Control.




Pressing the "S"  key will activate a cursor underneath the numbers.

Each time the "S"  key is pressed the cursor moves to the next panel.

Left  and Right  keys moves cursor between the numbers.

Up  and Down  keys to change the value of the number.

When complete press the Return  key.